


## XX-O Type 3.2 x 2.5 mm SMD Crystal

### FEATURE

- Typical 3.2 x 2.5 x 0.6 mm ultra thin ceramic package.
- 8mm width Tape & Reel package for automatic assembly.

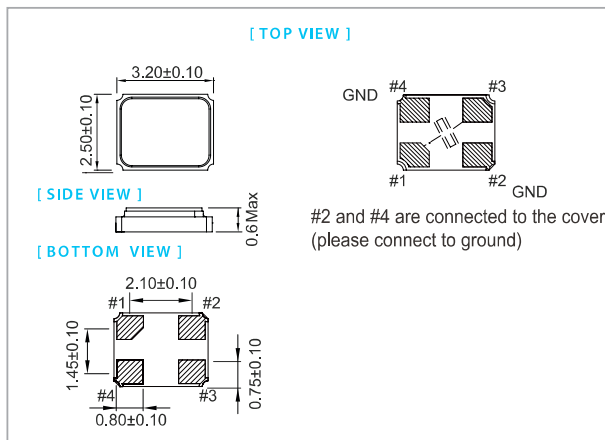
### TYPICAL APPLICATION

- PC industry
- Hard Disk

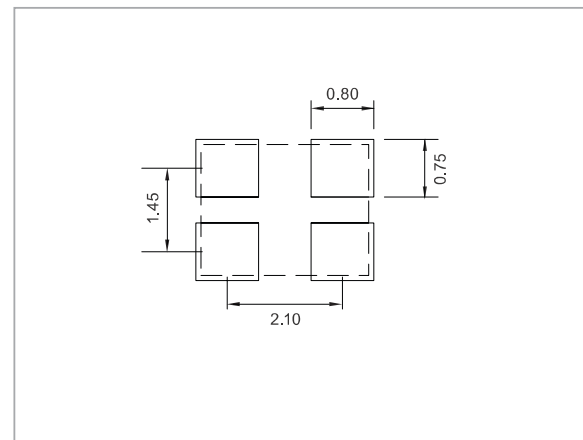


RoHS Compliant

### DIMENSION (mm)



### SOLDER PAD LAYOUT (mm)



### ELECTRICAL SPECIFICATION

Parameter	Min.	Typical	Max.	Unit
Storage Temp. Range	-55	-	125	°C
Standard Frequency		16, 24, 26, 27, 32, 40		MHz
Level of Drive	-	10	200	μW
Shunt Capacitance (Co)	-	-	3.0	pF
Insulation Resistance	500 MΩ @ DC100V	-	-	
Aging		±3.0		ppm / year

Standard frequencies are frequencies which the crystal has been designed and does not imply a stock position.

### EQUIVALENT SERIES RESISTANCE (E.S.R)

Frequency Range	MODE	E.S.R
12 MHz ≤ Fo ≤ 13 MHz	A1	<150Ω
13 MHz < Fo ≤ 19.5 MHz	A1	<80Ω
19.5 MHz < Fo ≤ 27 MHz	A1	<60Ω
27 MHz < Fo ≤ 54 MHz	A1	<50Ω

### FREQ. STABILITY vs. TEMP. RANGE

Temp.(°C)	ppm	
	±10	±15
-10 ~ +60	○	○
-20 ~ +70	○	○
-40 ~ +85	×	△

\* ○: Available △:Conditional X: Not available

**Note: not all combination of options are available. Other specifications may be available upon request.**